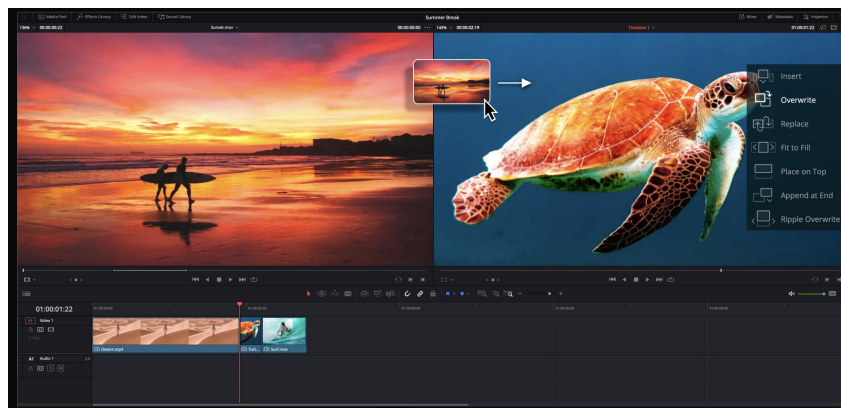


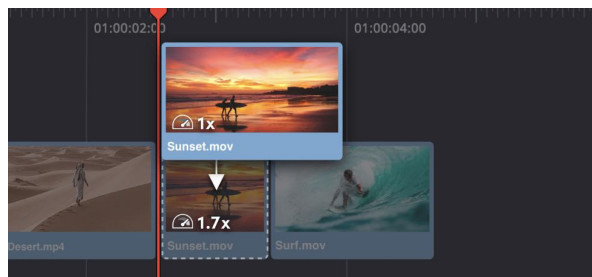
# Podcast Editing with video

Now that you've picked a happy thing for your podcast, let's make a video for that thing below.

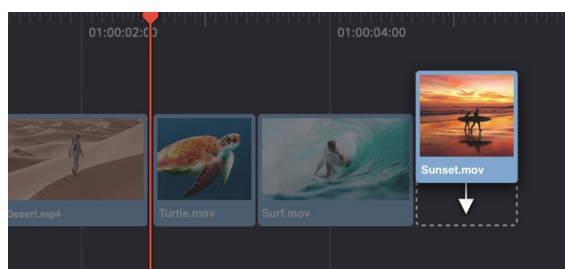
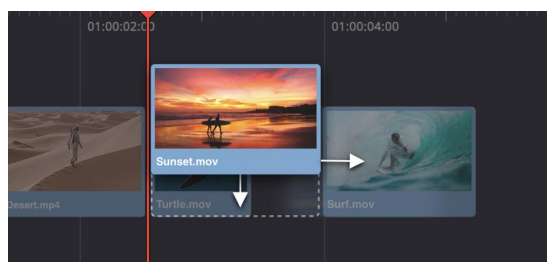
1. Import the footage. Put the original footage into a video project library. If the number of clips of the same type is large. You can rename them.



2. Split the clips. Eliminate the failed or useless paragraphs in the middle and leave the useful ones. And you can make the material more concise by adjusting the video multiplier format.



3. Assemble the clips. Adjust the order of the video clips according to the direction of the text, and set the action of screen switching between clips.



4. Now we are ready for the final step. After the video is assembled, we are going to do the last step, adding background music, sound effects, subtitles, etc.

